

## Berlin's Environmental Zone Information for Foreign Tourists

Berlin established an Environmental Zone on 1st January 2008. Its purpose is to reduce harmful pollutants in the air caused by vehicle emissions.

The Environmental Zone on the Internet: [www.berlin.de/umweltzone](http://www.berlin.de/umweltzone)

The Environmental Zone is an area in Berlin where only those vehicles are allowed to drive that meet certain exhaust emission standards. It is delimited by the suburban train circle line (S-Bahn). Vehicles with particularly high emissions must stay outside this area. The rule also applies to vehicles registered abroad.





### Stickers identifying low-emission vehicles

Coloured windscreen stickers have been introduced in order to be able to check whether a vehicle emits small or large amounts of pollutants. These stickers are valid in all Environmental Zones established in German cities - not just in Berlin, but also for example in Hanover, Cologne or Stuttgart. Foreign tourists also require such a sticker for their vehicles.

There are four pollutant classes, which correspond to the exhaust emission standards (Euro norm) for diesel vehicles. Diesel vehicles can be upgraded to a higher pollutant class if they are retrofitted with a particulate filter. Stickers are not issued for vehicles in pollutant class 1.

Since 1st January 2010 only vehicles with green stickers are allowed. However, vehicles with a yellow sticker, that are registered abroad, are exempted from the traffic ban in the environmental zone until 31 December 2014.

Vehicles registered abroad will be classified either on the basis of documentary evidence that they meet the European emission standards or according to the their initial registration date. The following table is intended to give a general overview for passenger cars, but there may be variations in individual cases.

Emission standard (Euro norm)	Pollutant Class	Initial vehicle registration passenger cars	Sticker
<b>Diesel engine</b>			
Euro 1 or older	1	before 01.01.1997	none
Euro 2 / Euro 1 + filter	2	from 01.01.1997 to 31.12.2000	
Euro 3 / Euro 2 + filter	3	from 01.01.2001 to 31.12.2005	
Euro 4 / Euro 3 + filter	4	from 01.01.2006	
<b>Petrol engine</b>			
Before Euro 1	1	before 01.01.1993	none
Euro 1 and better	4	from 01.01.1993	

The Environmental Zone is in the centre of Berlin:



This traffic sign indicates where the Environmental Zone begins:



### Exemption for foreign vehicles:

Free entry with yellow sticker until 31.12.2014



### Caution - Fine!

Anyone caught violating the rules of the Environmental Zone must pay a fine of EUR 40.

Attach the sticker to the inside of the windscreen:



# Where can I obtain a sticker?

Stickers can be picked up at the vehicle registration office, technical certification organisations and authorised repair workshops. This applies to foreign vehicles as well.

Please present the vehicle registration documents in order to purchase a sticker. The information in the registration documents is used to classify the vehicle into the correct pollutant class. It is also possible - but not mandatory - to present evidence about the vehicle's emission standard provided by the manufacturer or a technical certification agency. The vehicle itself does not have to be presented. However, it can be helpful to present the vehicle if its registration document does not contain the required details such as engine type or vehicle age. In such cases it is advisable to obtain the sticker from a technical certification agency.

Before pasting the sticker on your vehicle's front window screen please write the vehicle registration number into the empty white field on the sticker. Without the indicated vehicle number the sticker is still invalid.

In general the stickers costs between EUR 5 and EUR 15. You have the following options to purchase a sticker:

## 1. Direct from an issuing office

Simply present the vehicle documents at an issuing office. Provided the vehicle meets the criteria, the sticker will be issued **immediately**.

You can find the addresses of the technical certification agency's issuing offices on the right. In order to find further addresses of repair workshops or issuing offices in your neighbourhood please use the interactive map on the Internet at [www.berlin.de/umweltzone](http://www.berlin.de/umweltzone).

## 2. Ordering before your journey

You can also order the sticker in writing or online. Please send a legible copy of your vehicle registration documents by post, fax or email to the issuing office and pay the amount specified by the issuing office for the sticker.

Please allow at least two weeks for delivery if you intend purchasing the sticker in this way.

You can order from the following offices:

### In writing / by fax

TÜV Rheinland Berlin Brandenburg e.V.

Alboinstr. 56, 12103 Berlin

Fax: +49 30 7562-1350

and from the DEKRA addresses listed on the right

### Online

Berlin vehicle registration office on the Internet:

<http://www.berlin.de/labo/kfz/dienstleistungen/feinstaubplakette.shop.php>

or in the english version

<http://www.berlin.de/labo/kfz/dienstleistungen/feinstaubplakette.shop.en.php>

Please enter the foreign registration number in the registration number field on the form. The licensing authority will then contact you by email asking you to submit the required documents - the best solution being a scanned file.

### Further commercial issuing:

Warning: costs might be higher.

[http://www.tuev-sued.de/auto\\_fahrzeuge/feinstaub-plakette/feinstaubplakette\\_ausland](http://www.tuev-sued.de/auto_fahrzeuge/feinstaub-plakette/feinstaubplakette_ausland)

Ordering in German, English, French, Italian, Polish, Czech, Turkish

<http://www.dekra.de/umweltzone>

Ordering in German, English, French, Czech, Italian, Netherlands, Polish, Slovak, Swedish, Turkish or Ukrainian

[www.umwelt-plakette.de](http://www.umwelt-plakette.de)

Ordering in all European languages

### Addresses of technical certification agencies in Berlin

#### TÜV Rheinland Berlin Brandenburg e.V.

Prüfstelle Berlin-Schöneberg  
Alboinstr. 56,  
12103 Berlin

Prüfstelle Berlin-Britz  
Tempelhofer Weg 102,  
12347 Berlin

Prüfstelle Berlin-Hohenschönhausen  
Indira-Gandhi-Str. 100,  
13053 Berlin

Prüfstelle Berlin-Lichtenberg  
Siegfriedstr. 151  
10365 Berlin

Prüfstelle Berlin-Marzahn  
Allee der Kosmonauten  
12681 Berlin

Prüfstelle Berlin-Neukölln  
Karl-Marx-Str. 267  
12057 Berlin

Prüfstelle Berlin-Reinickendorf  
Holzhauser Str. 142d  
13509 Berlin

Prüfstelle Berlin-Spandau  
Pichelswerderstr. 9  
13597 Berlin

Prüfstelle Berlin-Zehlendorf  
Goerzallee 327  
14167 Berlin

Central tel. no. of certification agencies Berlin:

Tel.: +49 800-88388838

#### DEKRA

DEKRA Berlin-Hohenschönhausen,  
Ferdinand-Schultze-Str. 65,  
13055 Berlin

Fax: +49 30 98609820  
Tel.: +49 30 98 60 98-0, -61, -88

DEKRA Berlin-Reinickendorf,  
Kurt-Schumacher-Damm-28  
13405 Berlin

Fax: +49 30-417 84-192  
Tel.: +49 30-417 84-0, -133

DEKRA Berlin-Tempelhof  
Ullsteinstraße  
12109 Berlin

Fax: +49 30 701 83-144  
Tel.: +49 30 701 83-0,

search for other addresses under

[www.dekra.de](http://www.dekra.de) → Standortsuche (location search)

#### Gesellschaft für technische Überwachung

[www.gtue.de](http://www.gtue.de) → Standortsuche (location search)





## Vehicle Details

The sticker is usually issued on the basis of the information in the vehicle documents.

However, it sometimes happens that not all the required information can be found in the foreign vehicle documents.

In order to facilitate obtaining the sticker you can enter the required information on this form and present this together with your vehicle documents to the sticker issuing agency.

**This form does not replace the vehicle documents, which must be presented in all cases.**

<p>What sort of fuel do you use?</p> <p>petrol</p> <p>diesel</p>		
<p>Initial registration date</p> <p style="text-align: center;"><b>Day                      Month                      Year</b></p>		
<p>Vehicle type</p> <p>Car </p> <p>Mobile home </p> <p>Commercial vehicle </p>	<p>Gross vehicle weight</p> <p>&lt; 2.8 t (under 2.8 tonnes)</p> <p>2.8 - 3.5 t (2.8 to 3.5 tonnes)</p> <p>&gt; 3.5 t (over 3.5 tonnes)</p>	
<p><b>Particulate filter</b></p> <p>Has the vehicle been fitted with a particulate filter? This must be evidenced by an entry in the vehicle registration documents, a manufacturer's certificate or proof of fitting. The documents must clearly show the emission values and/or filter efficiency achieved after the filter was fitted.</p> <p>Particulate filter                      Yes <input type="checkbox"/>    No <input type="checkbox"/></p> <p>Particulate filter manufacturer : _____</p> <p>Certification authority _____</p>		