

TRANSPORTATION SYSTEMS OF ISTANBUL (Present and Future)

Dr. Rafet BOZDOĞAN
Head of Transport Department



İSTANBUL

BÜYÜKŞEHİR
BELEDİYESİ

Ulaşım Daire Başkanlığı

CONTENTS

*** GENERAL INFORMATION ON TRANSPORTATION**

*** CONCEPTS FOR SOLUTION OF TRANSPORTATION
OF ISTANBUL**

*** RAIL SYSTEMS**

*** ROADS AND JUNCTIONS**

GENERAL INFORMATION

- ❖ **ACTIVE POPULATION (Metropolitan Area)** : ~15 millions
- ❖ **TOTAL VEHICLES** : ~ 2.5 millions (20% of Turkey)
- ❖ **TOTAL NUMBER OF THE CARS** : 1.8 millions (29% of Turkey)
- ❖ **NUMBER OF THE VEHICLES IN DAILY TRAFFIC** : 1.7 millions
(Private Cars: 1.6 millions)
- ❖ **NUMBER OF CARS ADDED TO TRAFFIC** : 400 cars / day
- ❖ **TOTAL ROADS (Metropolitan Area)** : ~ 12.000 km
- **DAILY JOURNEYS** : ~ 15 millions
- **TRAVELS BETWEEN ASIA AND EUROPE** : ~ 1.3 millions
 - Private Cars : 34%
 - Public Transportation : 49%
 - Waterborne : 17%
- ❖ **AVG. DURATION OF JOURNEY** : 36 – 39 mins.

TRANSPORTATION MODES

LAND BASED % 89

PRIVATE CAR

I.E.T.T.

MINIBUS

DOLMUS

TAXI

COMPANY SERVICES



RAIL BASED % 7

T.C.D.D.

I.E.T.T.

TRANSPOR-
TATION CO.



WATERBORNE % 4

T.D.I.

I.D.O.

PRIVATE
MOTORBOATS



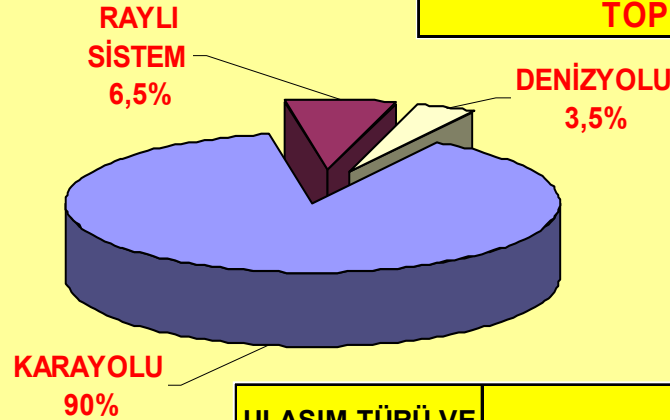
CONCEPTS FOR SOLUTION OF TRANSPORTATION OF ISTANBUL

- **REPLANING The CTIY With a TRANSPORT MASTER PLAN**
- **INCREASING RAIL SYSTEMS LINES**
- **CONSTRUCTING NEW ROADS and JUNCTIONS**
- **REPLANING RUBER TIRED PUBLIC TRANSPORTATION**
- **REORGANISING WATERBORN TRANSPORTATION**
- **INCREASING PARKING FACILITIES (Transfer Centers, Park and Ride, and parking lots etc.)**
- **INCREASING the CAPACITY of EXISTING ROADS by EFECTIVE TRAFIC MANAGMENT SYSTEM**

İSTANBUL KENTİÇİ YOLCULUKLARIN TÜREL DAĞILIMI

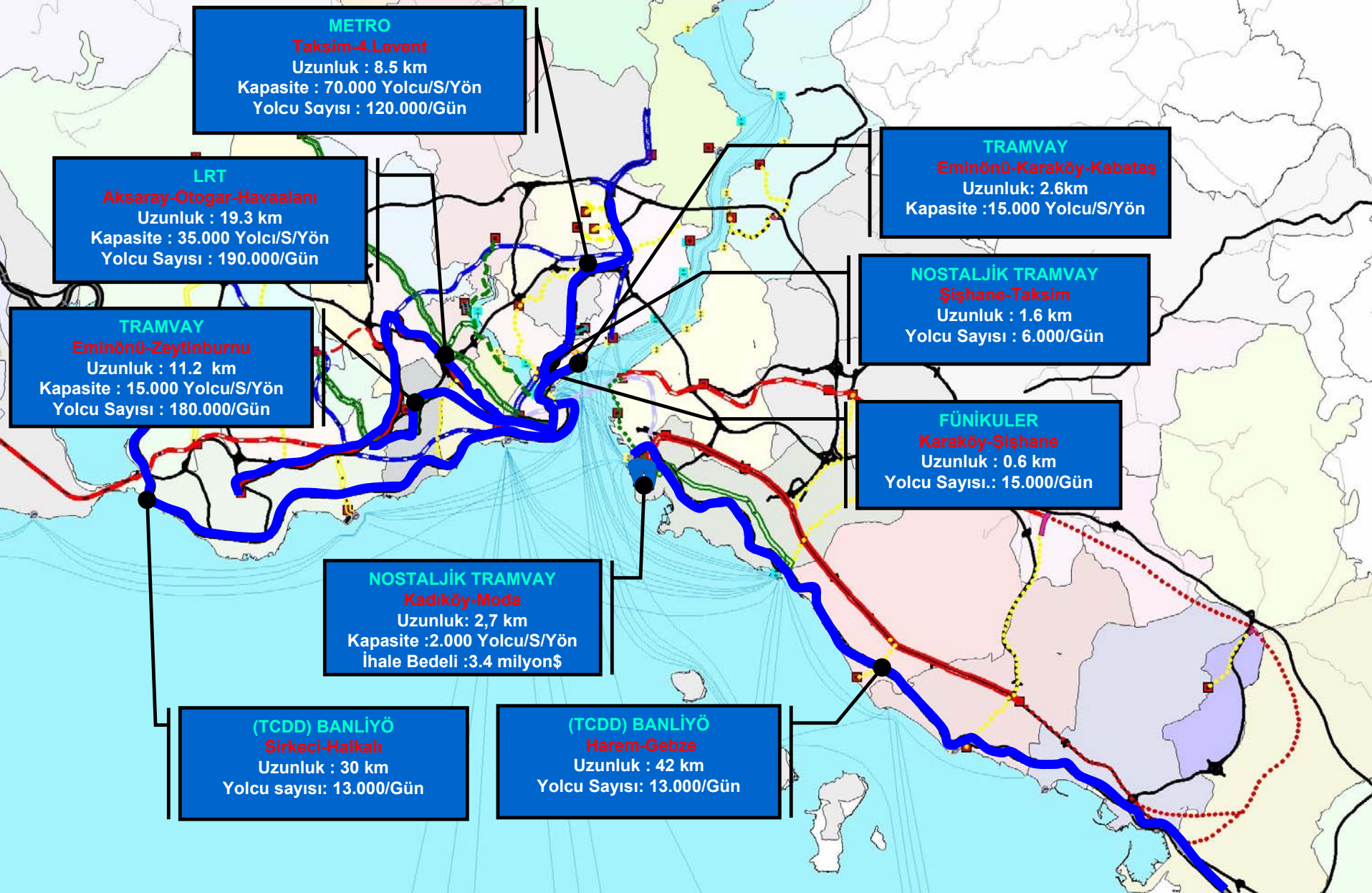
ULAŞIM TÜRÜ VE YÜZDESİ	ARAÇ TÜRÜ	TOPLAM UZUNLUK (KM)	GÜNLÜK YOLCU SAYISI
RAYLI SİSTEMLER 6,5 %	TCDD	72	125.000
	LRT (Hafif Metro)	19	190.000
	Cadde Tramvayı	11	160.000
	METRO	9	130.000
	İETT Tunnel & Nostaljik Tramvay	5	11.000
TOPLAM		116	616.000

ULAŞIM TÜRÜ VE YÜZDESİ	ARAÇ TÜRÜ	ARAÇ SAYISI	GÜNLÜK YOLCU SAYISI
DENİZYOLU 3,5%	TDİ	74	250.000
	İDO	26	30.000
	DENİZ MOTORLARI	236	160.000
TOPLAM		336	440.000

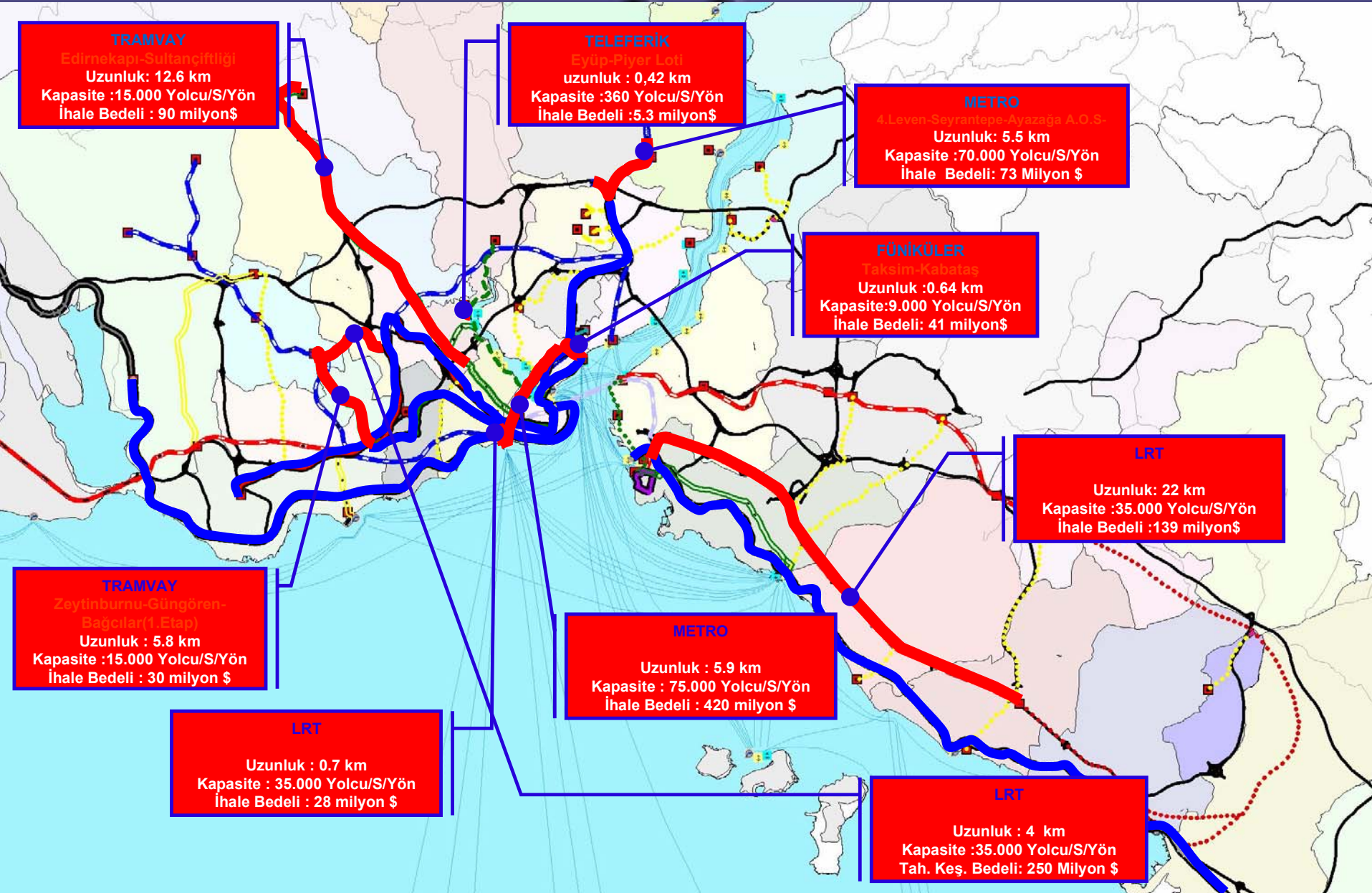


ULAŞIM TÜRÜ VE YÜZDESİ	ARAÇ TÜRÜ	ARAÇ SAYISI	GÜNLÜK YOLCU SAYISI
KARAYOLU 90%	ÖZEL ARAÇ	1.600.000	2.100.000
	İETT	2.500	1.700.000
	HALK OTOBÜSÜ	1.300	1.100.000
	MİNİBÜS	7.000	2.000.000
	DOLMUŞ	590	80.000
	TAKSİ	18.000	1.100.000
	SERVİS ARAÇLARI	35.500	2.150.000
TOPLAM		1.664.890	10.230.000

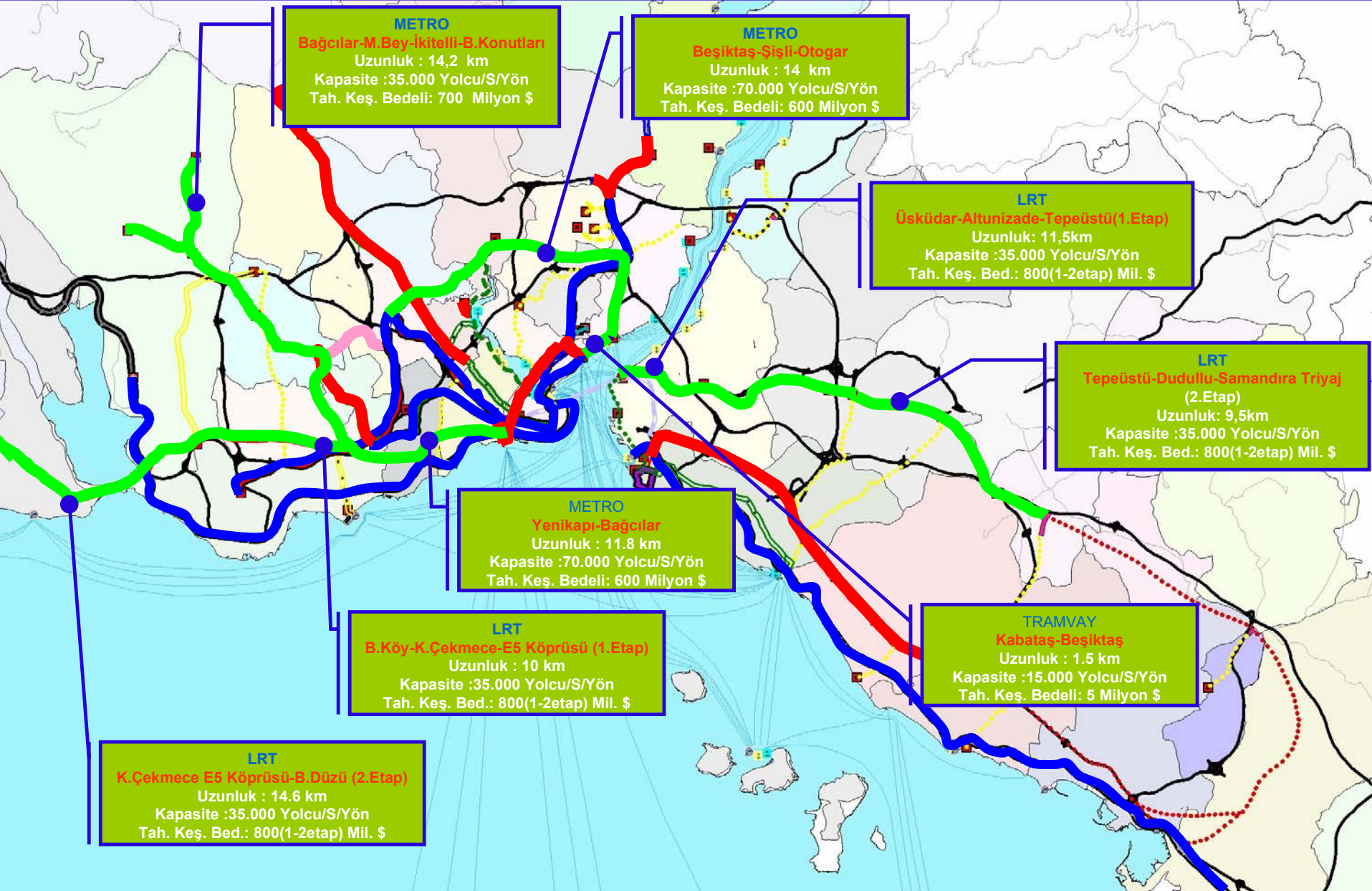
RAIL SYSTEMS; UNDER OPERATIONS



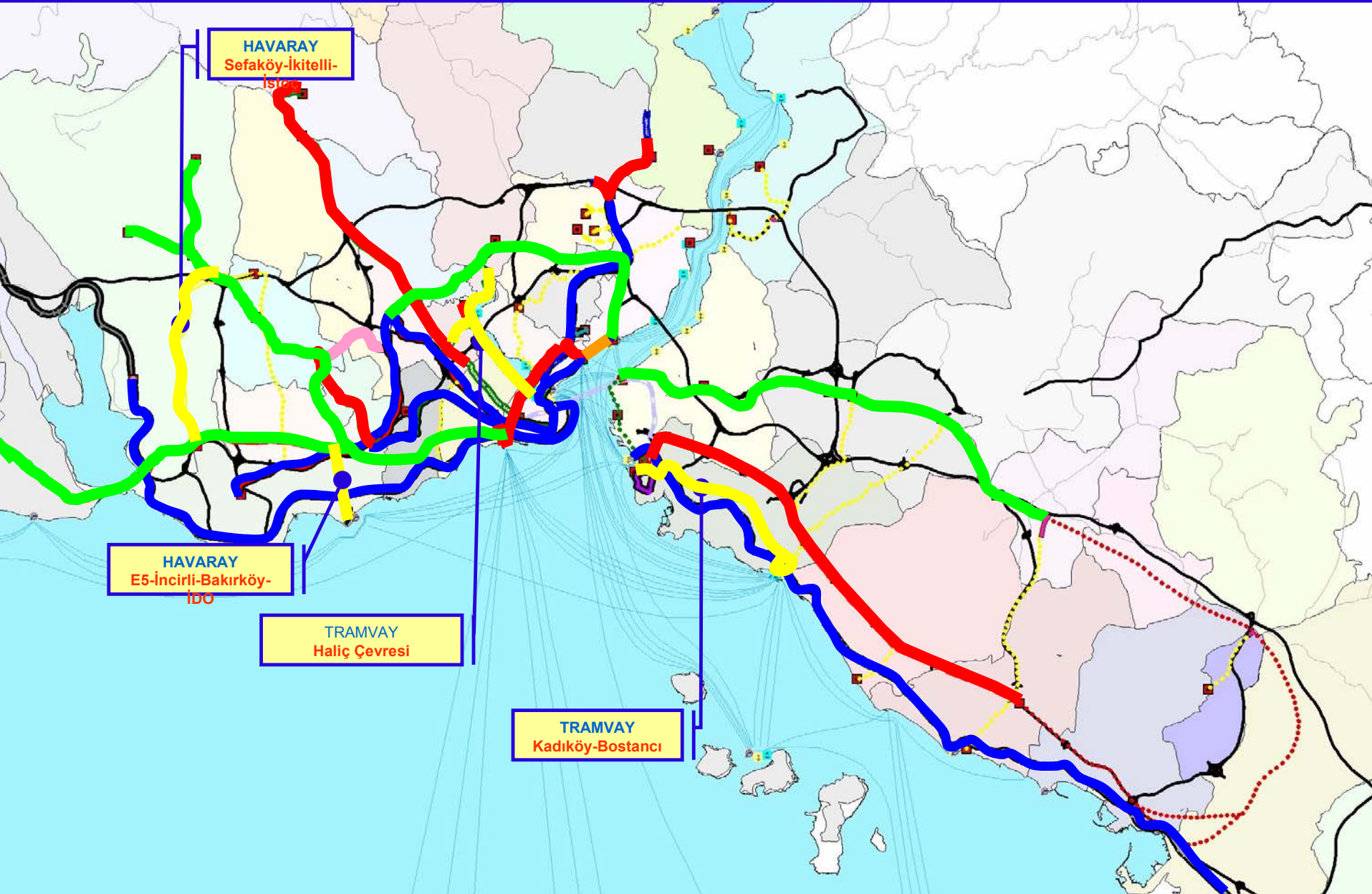
RAIL SYSTEMS; UNDER CONSTRUCTIONS



RAIL SYSTEMS; UNDER PROJECTS



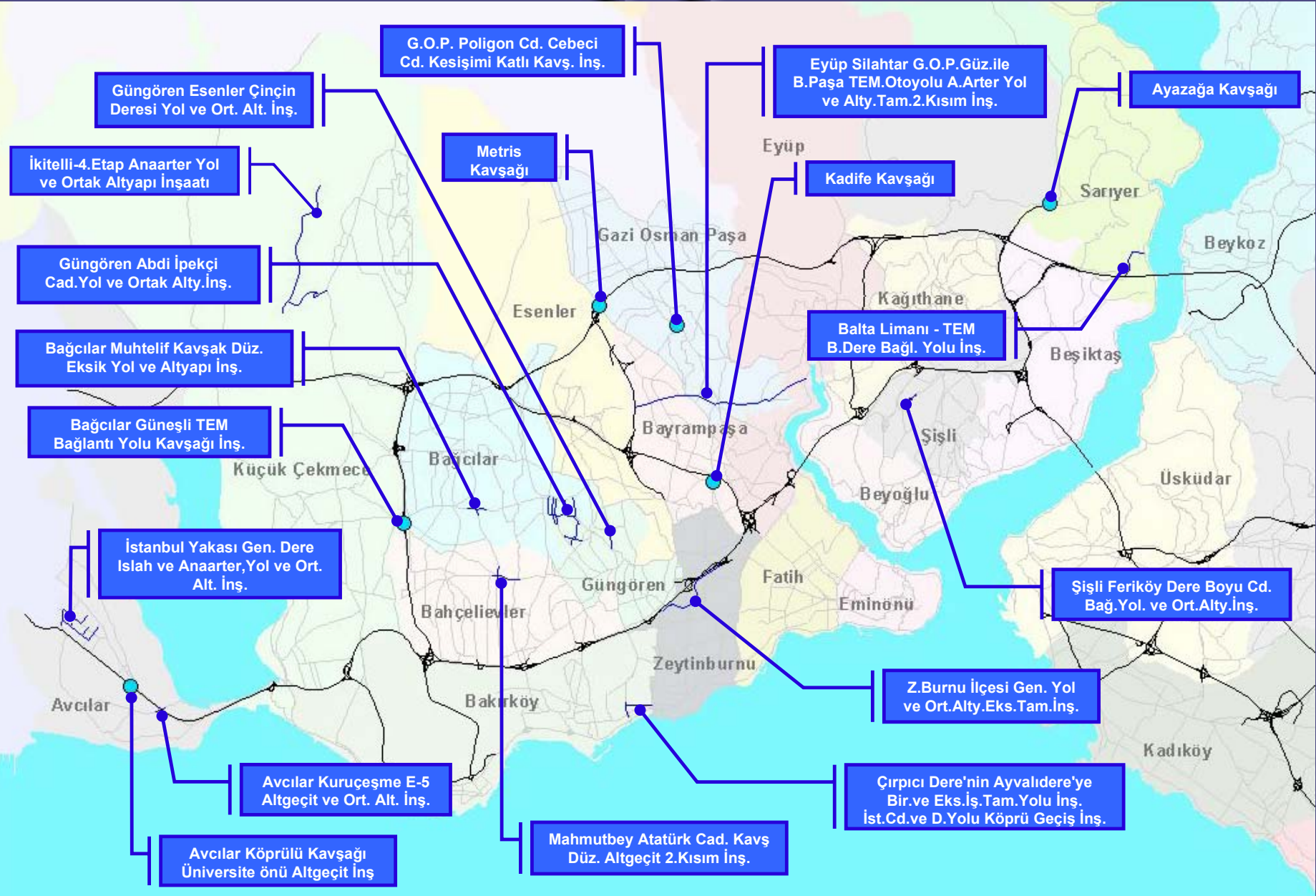
RAIL SYSTEMS; FEASIBILITY STUDIES



RAIL SYSTEMS

RAIL SYSTEMS	LENGTH (km)	ESTIMATED COST (million USD)
UNDER CONSTRUCTIONS	55,54	1,365
UNDER PROJECTS	87,1	3,555
FEASIBILITY STUDIES	35,1	424

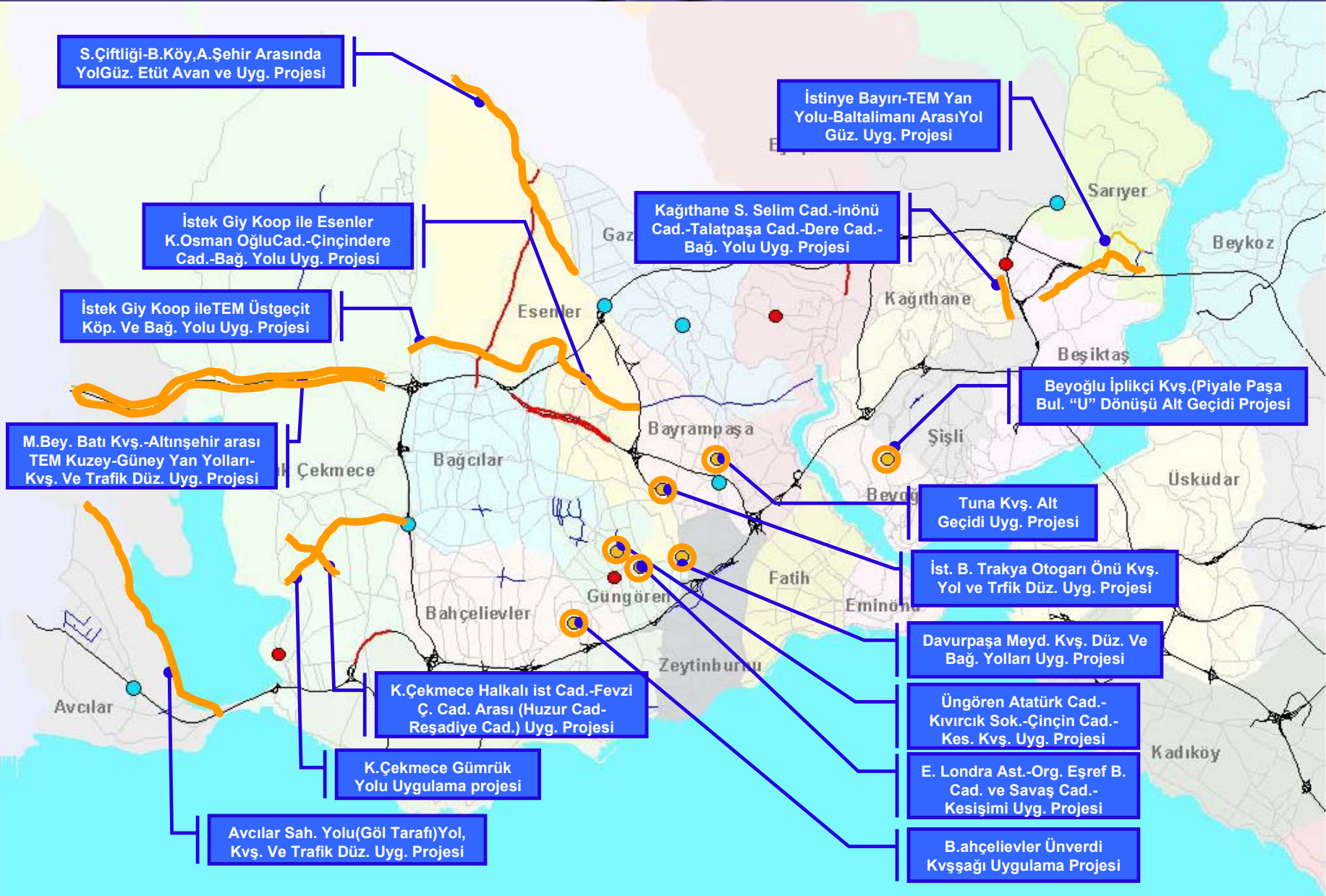
ROADS AND JUNCTIONS UNDER CONSTRUCTIONS AT EUROPEAN SIDE



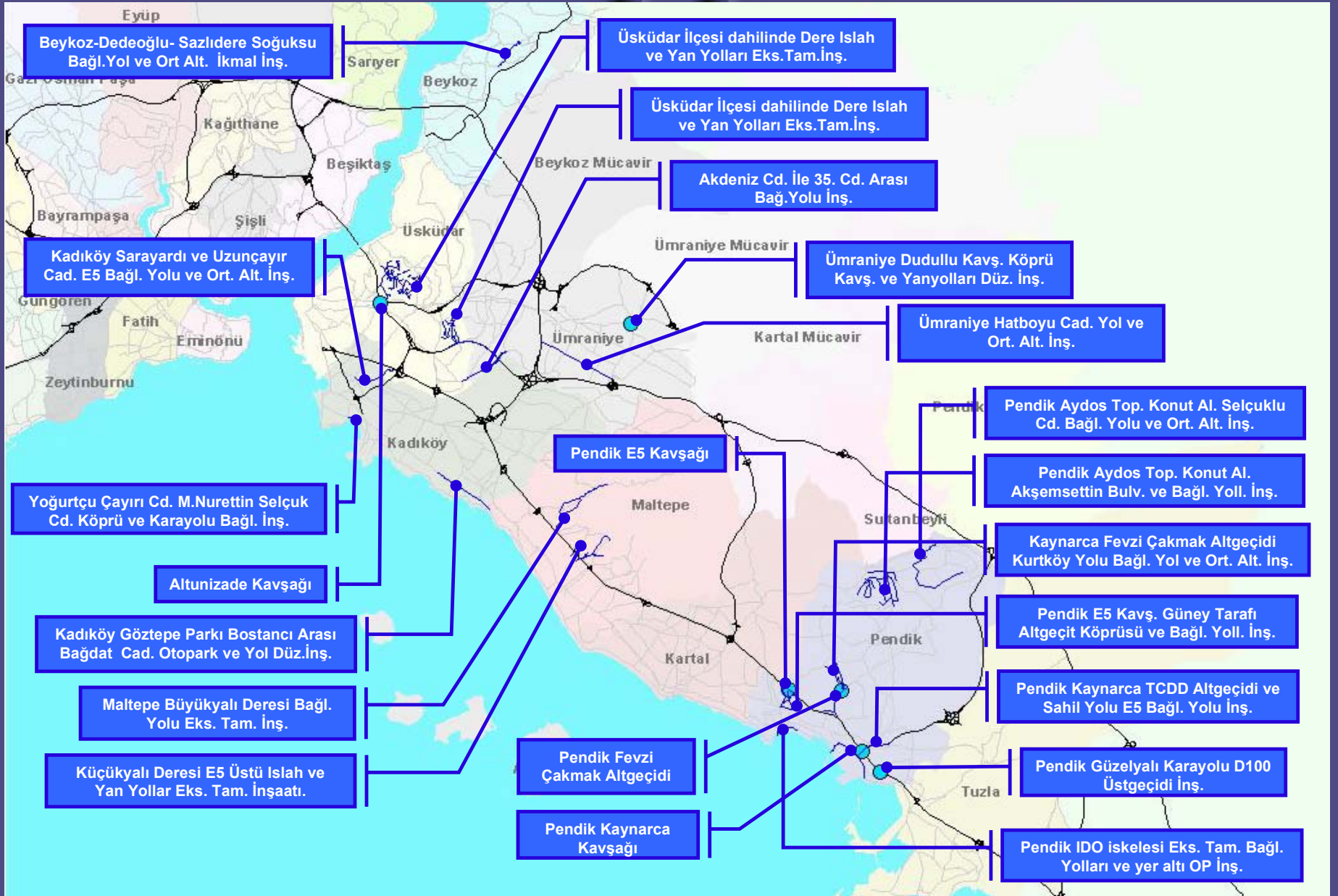
ROAD SYSTEMS UNDER BID PROCESS AT EUROPEAN SIDE



ROAD SYSTEMS UNDER PROJECT AT EUROPEAN SIDE



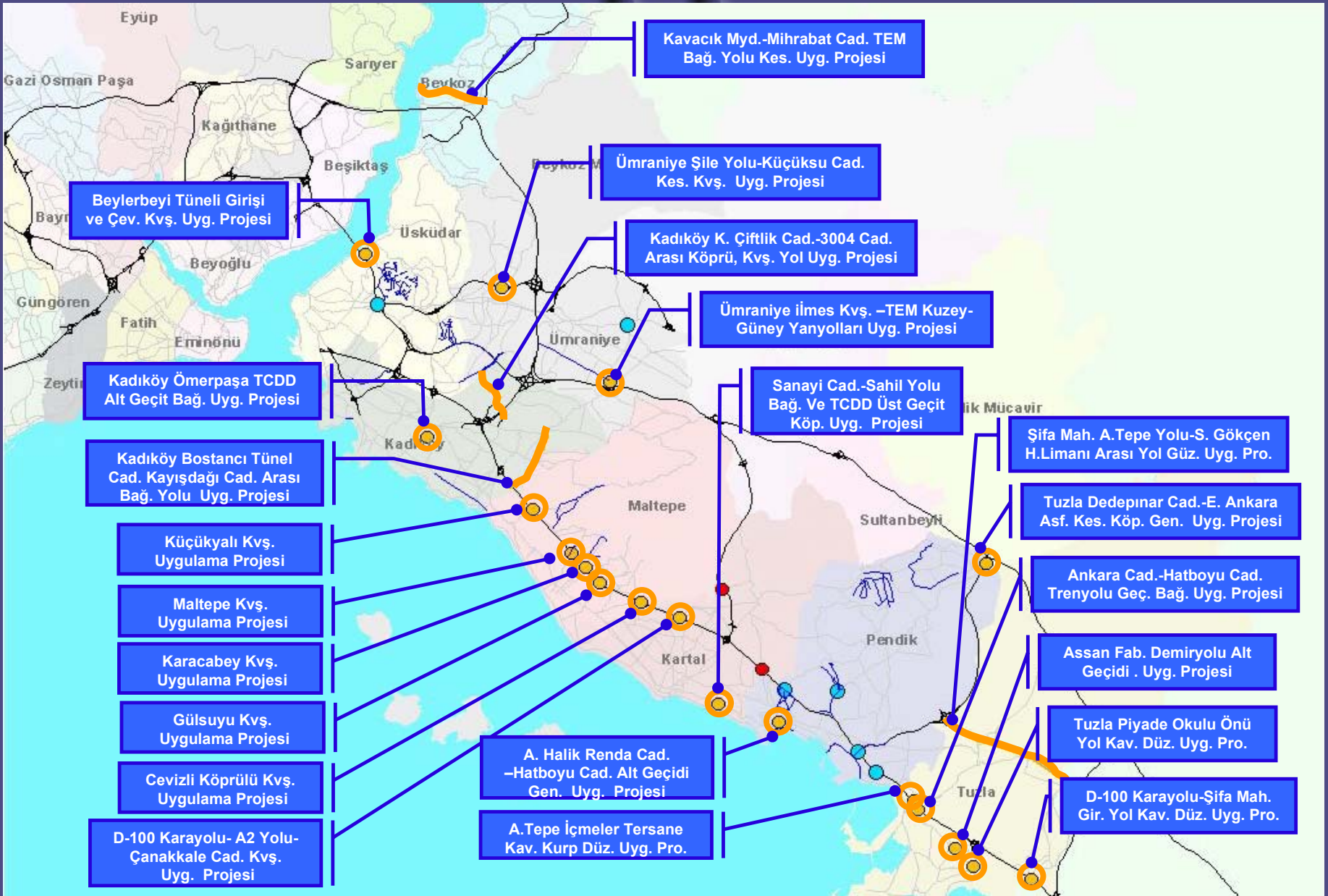
ROADS AND JUNCTIONS UNDER CONSTRUCTIONS AT ASIAN SIDE



ROAD SYSTEMS UNDER BID PROCESS AT ASIAN SIDE



ROAD SYSTEMS UNDER PROJECTS AT ASIAN SIDE



ROADS AND JUNCTIONS SYSTEMS

ROADS AND JUNCTIONS SYSTEMS	ROADS & JUNCTIONS	ESTIMATED COST (million USD)
UNDER CONSTRUCTIONS	39	352
UNDER BID PROCESS	10	53



Thankyou